

## Lockdown Activities Week 3

### Make your own playdough



- Have fun together making this easy playdough recipe.
- Use the recipe card below for the list of ingredients and instructions.
- Have fun exploring different ways to play with the playdough. Can you roll it? Can you cut out some shapes?
- Or what fun objects can you find to stick in your playdough? For example lolly sticks, pipe cleaners, feathers.

### Cotton ball painting



- Using cotton wool balls and pegs, can you print different colours onto paper?
- This activity is great for fine motor skills and hand and eye coordination.
- You will need cotton wool balls, pegs, paper and paint colours and a tray or pots to put the paint inside.

### Cereal sensory bin




- Find a tub, box or tray and fill with some cereal
- In amongst the cereal hide some musical and light up toys, fidget toys, objects from around the house for the children to explore.
- This is great for engaging the senses such as taste and touch and exploring textures.
- You can always use more than one cereal to add different textures.

### Blowing bubbles



- Can you go outside or find a space inside to have fun with some bubbles.
- Using a bubble machine or hand held bubbles how many bubbles can you pop?
- You might like to let your children have a go at practising blowing too.

### Bug Hunt



- Let's go and explore. Let's get our wellies on and see what bugs we can find hiding outdoors.
- Attached below is a bug hunt checklist you might like to print off and use.
- Will you find spiders, worms, ants, woodlouse, a caterpillar. Send us some pictures of you and findings.

# Make your own playdough




## You Will Need:

- 2 cups plain flour
- 1 cup salt
- 2 cups water
- 2 tbsp oil
- 4 tsp cream of tartar
- Food colouring



1. Mix ingredients together in a bowl.




2. Now cook the mixture on a hob in a saucepan or pop the bowl into a microwave to cook for 5 minutes.



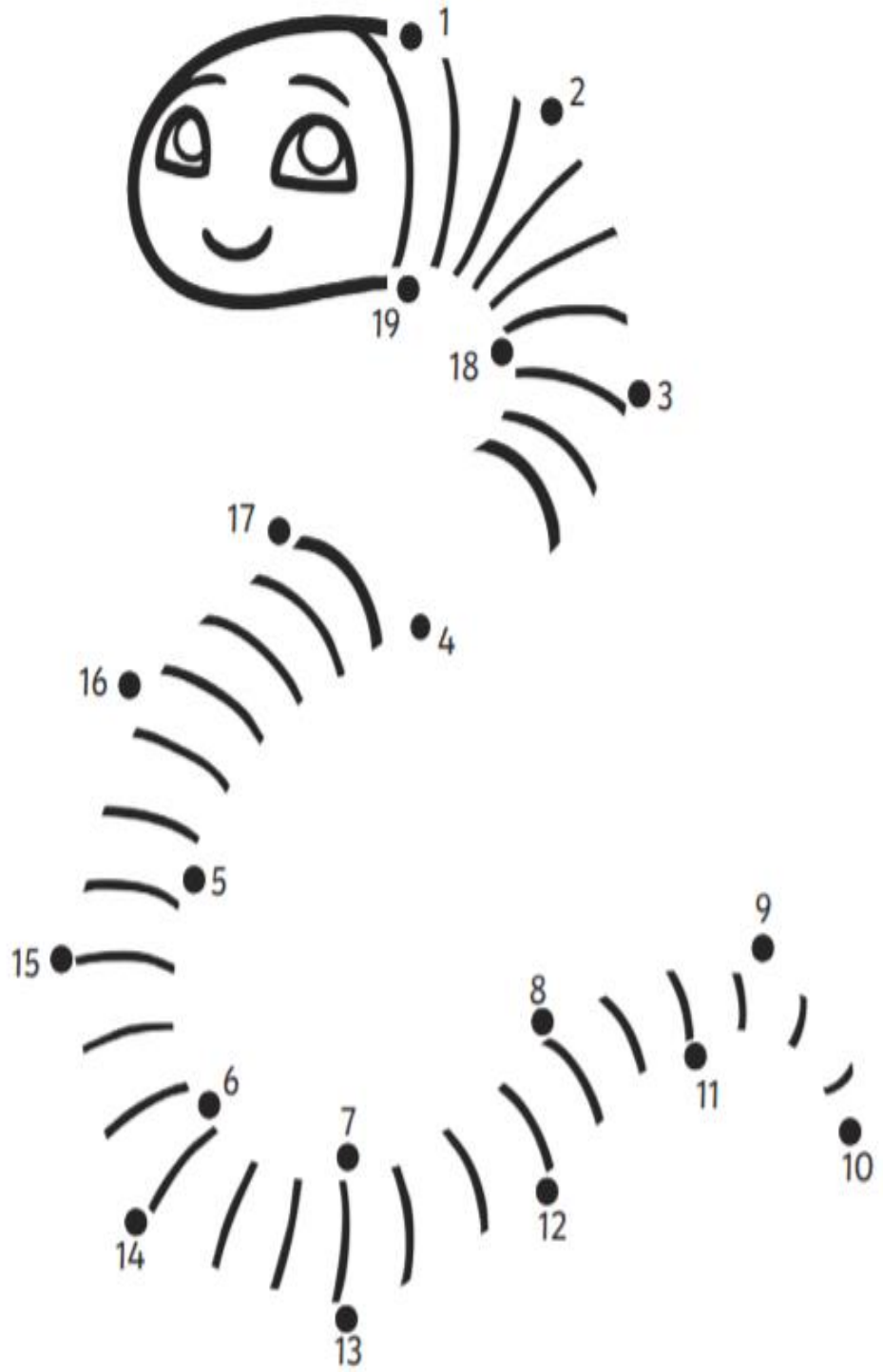
3. Leave to cool and it is now ready to be played with!



# Caterpillar Design Activity



# Worm



# Minibeast Hunt

Tick the minibeasts that you have found!



spider



woodlouse



slug



butterfly



beetle



wasp



crane fly  
(daddy-long-legs)



ladybird



earwig



dragonfly



snail



ant



millipede



worm



fly



caterpillar



bee