

Lockdown Activities Week 5

Flour shapes



- A fun activity using a few simple household items
- You will need a sieve, packet of flour and some paper/card and a pair of scissors
- Cut out different shapes together to make templates with the paper or card carefully using scissors. For example a star.
- Using the sieve dust some flour over the shape template
- Lift away the template to reveal your pretty shapes.
- To simplify this activity the children can have fun just filling the sieve with flour and tapping the sides to sieve the flour.

Diy bubble wand shooter



- Fun and simple activity that can be done inside or outside.
- You will need plastic straws, a rubber band and bubble mixture.
- Group a handful of straws together and tie with an elastic band nearer to the bottom
- Dip the straws in the bubble mixture, blow and away you go!

Pasta threading.

Pasta Threading
fine motor activity for toddlers



- For this activity you will need large dry pasta (For example Rigatoni, or the largest tubes you can find) paper straws, some playdough or blu-tack and a bowl.
- Stand as many as you like securely upright in some playdough or blu-tack.
- Place the dry pasta in the bowl next to the playdough and straws.
- Have fun threading the pasta tubes over the straws, a great activity for encouraging attention.

Shaving foam block towers



- You will need a can of shaving foam, small building blocks, a paintbrush, bowl and a tray or surface to build on.
- Have fun working together to build towers, place some shaving in a bowl, use the paintbrush to paint on the shaving foam in between each block to stick it together.
- A great all round activity which incorporates fine motor skills, attention and sensory play.
- Who can build the biggest tower? What else can you build with your blocks?

Nature faces



- Can you go for a winter walk outside, you may even find some snow this week!
- Have fun collecting different natural objects such as leaves, acorns, sticks, pine cones, stones, grass, flowers to make a funny face.
- Send me in some photos I would love to see your designs!

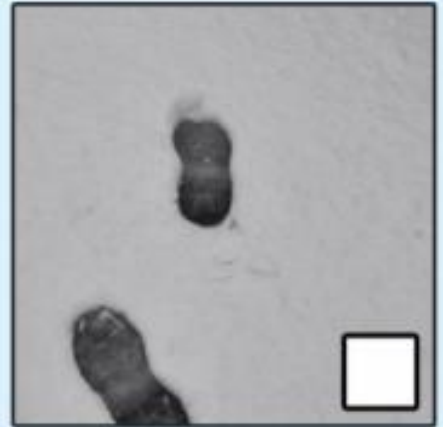
Snow Hunt Checklist



snowy trees



melting snow



footprints



frozen river



icicles




frost



fresh snow




snow jewels



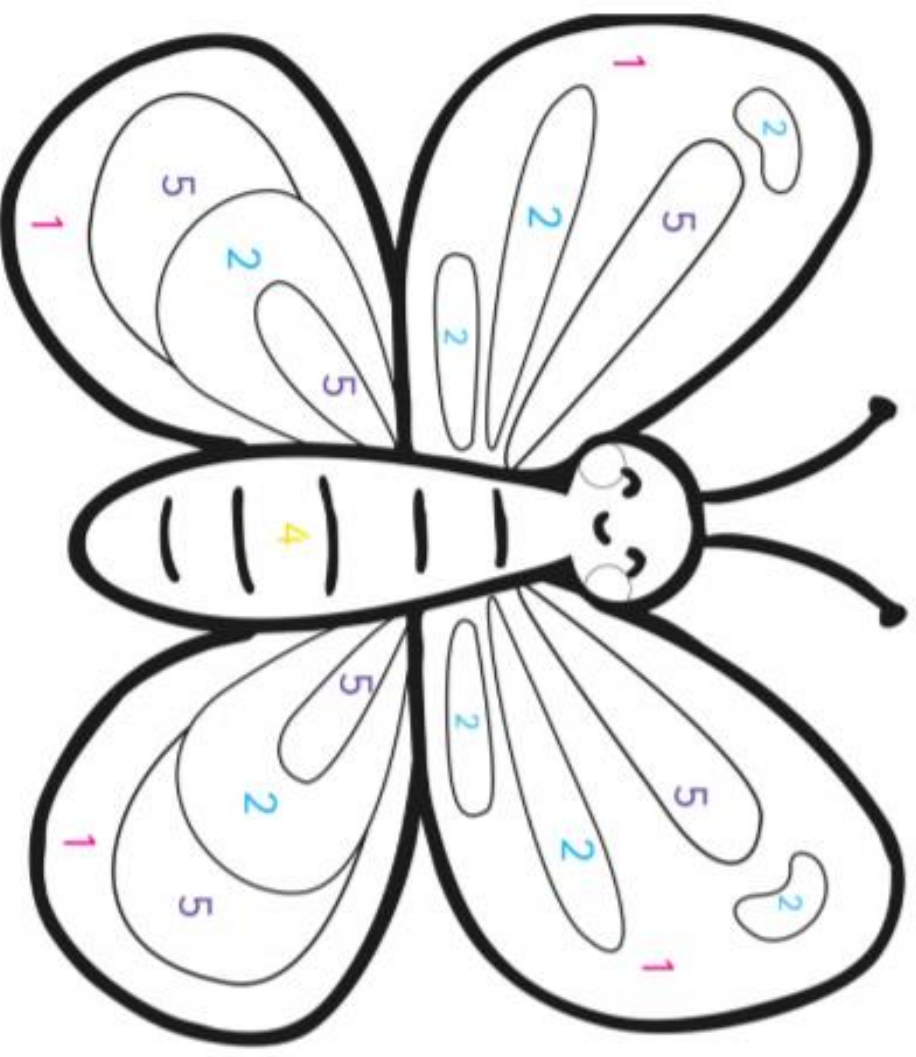
snowflake

Design a Snowman



Minibeasts Colour by Number

Colour in the parts of the picture according to the numbers shown in the key.



- 1 = Pink
- 2 = Blue
- 3 = Black
- 4 = Yellow
- 5 = Purple

Winter Counting





Write your answers in the circles.

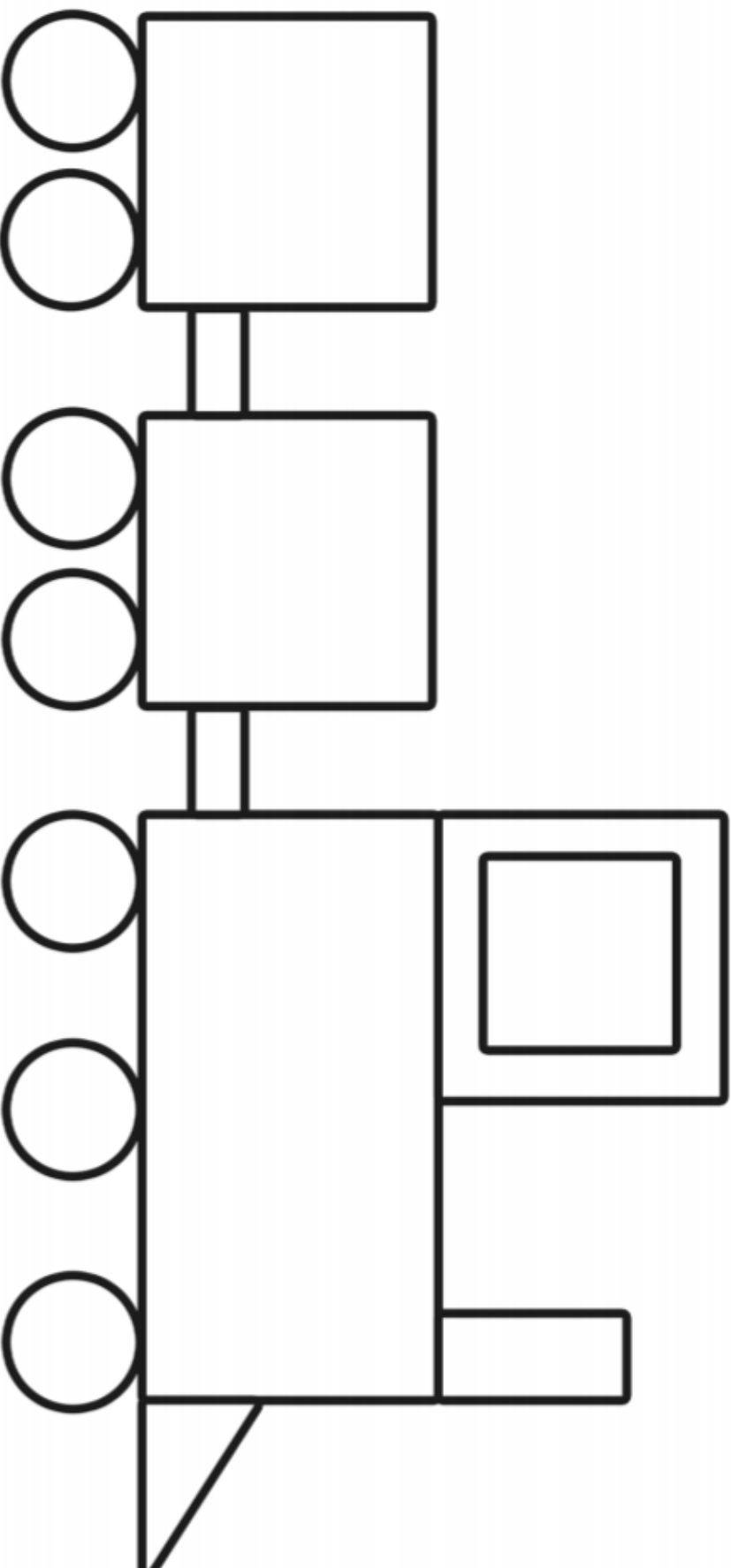


2D Shape Colouring

Can you colour the shapes to complete the picture?

Key:

-  = brown
- circle = brown
-  = blue
- rectangle = blue
-  = yellow
- triangle = yellow
-  = green
- square = green



Phase 2 Word Search



t	i	l	o	f	f	h	v
n	r	i	n	t	o	b	f
e	m	u	m	v	v	m	s
g	b	a	c	k	l	p	m
j	s	g	o	t	h	j	r
h	h	i	s	d	a	d	v
a	n	d	q	i	c	z	e
b	u	t	r	f	t	h	e



dad
mum
back
off
his



but
the
got
and
into